



TRACMAX

WHEREVER THE ROAD GOES, THERE GOES TRACMAX



TBR TIRES

CATALOGUE 2024

BRIEF INTRODUCTION

Shandong Yongsheng Rubber Group was founded in 1986, who is the first factory to produce PCR tyres in Shandong province. Dedicating to create the world first class brand, Tracmax has successfully obtained China CCC, US DOT, EU E-mark, EU Regulation 117, Gulf Country GCC , Saudi Arabia SASO, Nigeria SONCAP, Brazil INMENTRO, Uruguay LATU, and other product certifications. Enjoying high popularity in over 100 countries, Tracmax provides wide ranges of PCR tyres, UHP tyres, SUV tyres, H/T tyres, A/T tyres, M/T tyres, VAN tyres, Snow tyres (with/without studs) and All Season tyres, currently over 800 sizes.

"Wherever The Road Goes, There Goes Tracmax", with high quality, reasonable pricing and excellent service, we would like to be one of your best tyre suppliers and long term business partner.



<<< LONG HAUL >>>



GRT800 /03



GRT880 /04



GRT979 /09



GRT916 /16



GRT932 /17

PATTERN SUMMARY

<<< REGIONAL >>>



GRT903 / 12



GRT859 / 14



GRT900 / 05



GRT928 / 11



GRT966 / 13

<<< ON & OFF >>>



GRT700 / 01



GRT770 / 02



GRT901 / 07



GRT957 / 08



GRT990 / 06



GRT986 / 18



GRT959 / 15



GRT919 / 19



GRT7000

22.5 INCH

- Application: All position, suitable for all kinds of road conditions.
- Super wear ability and heat radiating performance, outstanding breaking and driving performance with heavy loading ability.
- Suitable for short-medium-long distances on paved or unpaved roads.



● Standard Wheel ● Permitted Wheel ⊗ Prohibited Wheel

Item No.	Sizes Description	Ply Rating	Tread Depth (mm)	Standard Rim	Section Width (mm)	OA. Diameter (mm)	Max. Pressure (kpa/PSI)				dB
GRT70001	11R22.5 148/145M	18	15.0	8.50	279	1050	830	-	-	-	-
GRT70002	295/80R22.5 152/148M	18	15.0	9.00	298	1044	900	-	-	-	-
GRT70003	12R22.5 152/148M	18	15.0	9.00	300	1084	850	-	-	-	-
GRT70004	315/80R22.5 156/150M	20	15.0	9.00	312	1076	850	-	-	-	-
GRT70005	13R22.5 156/150K	18	17.0	9.75	320	1124	875	-	-	-	-



GRT770

GRT770

22.5 INCH

- Application: Drive wheel, suitable for rough and common roads.
- Unique tread belt structure, tire tread compound with high wear-resistance and low heat generation.
- Special compounds for cut resistance, excellent traction, high anti-impact force.



● Standard Wheel ● Permitted Wheel ⊗ Prohibited Wheel

Item No.	Sizes Description	Ply Rating	Tread Depth (mm)	Standard Rim	Section Width (mm)	OA. Diameter (mm)	Max. Pressure (kpa/PSI)				dB
GRT77001	11R22.5 148/145M	18	20.0	8.25	279	1050	830	-	-	-	-
GRT77002	295/80R22.5 152/148M	18	19.5	9.00	298	1044	850	-	-	-	-
GRT77003	12R22.5 152/148M	18	18.5	9.00	300	1084	850	-	-	-	-
GRT77004	315/80R22.5 156/150M	20	20.0	9.00	312	1076	850	-	-	-	-
GRT77005	13R22.5 156/150K	18	17.0	9.75	320	1124	875	-	-	-	-



GRT800

22.5-24.5 INCH

► Application: Steer Wheel for long distance, also can be used as All Position pattern.

► New designed pattern, Suitable for well paved road condition with high speed level and excellent durability.

► Heavy loading capacity, Low heat build-up, High speed and Low noise.



● Standard Wheel ● Permitted Wheel ⊗ Prohibited Wheel

Item No.	Sizes Description	Ply Rating	Tread Depth (mm)	Standard Rim	Section Width (mm)	OA. Diameter (mm)	Max. Pressure (kpa/PSI)				dB
GRT80001	11R22.5 148/145M	18	14.5	8.25	279	1050	830	-	-	-	-
GRT80006	11R24.5 149/146M	16	15.0	8.25	279	1104	830	-	-	-	-
GRT80002	12R22.5 152/148M	18	15.0	9.00	300	1084	930	-	-	-	-
GRT80005	295/75R22.5 146/143M	16	14.5	9.00	298	1014	900	-	-	-	-
GRT80003	295/80R22.5 152/148M	18	15.0	9.00	298	1044	900	-	-	-	-
GRT80004	315/80R22.5 156/150M	20	15.0	9.00	312	1076	900	-	-	-	-



GRT880

GRT880

22.5 INCH

- Application: Drive Wheel for medium mileage load series.
- Open Shoulder designs, the block pattern offer excellent drive force and anti-peeling performance on paved and unpaved roads.
- Excellent load capability, Longer mileage, Super Durability.



● Standard Wheel ● Permitted Wheel ⊗ Prohibited Wheel

Item No.	Sizes Description	Ply Rating	Tread Depth (mm)	Standard Rim	Section Width (mm)	OA. Diameter (mm)	Max. Pressure (kpa/PSI)				dB
GRT88001	11R22.5 148/145M	18	20.0	8.25	279	1050	830	-	-	-	-
GRT88002	12R22.5 152/148M	18	20.0	9.00	300	1084	930	-	-	-	-
GRT88003	295/80R22.5 152/148M	18	20.0	9.00	298	1044	900	-	-	-	-
GRT88004	315/80R22.5 156/150M	20	20.0	9.00	312	1076	900	-	-	-	-

GRT900



GRT900

24 INCH

- Application: All Position Wheels for long distance.
- New designed pattern, Suitable for well paved road condition with excellent durability.
- Standard load, Low heat build-up, High speed.



Standard Wheel Permitted Wheel Prohibited Wheel

Item No.	Sizes Description	Ply Rating	Tread Depth (mm)	Standard Rim	Section Width (mm)	OA. Diameter (mm)	Max. Pressure (kpa/PSI)				
T90001	12.00R24 160/157K	20	15.5	8.50	315	1226	900	-	-	-	-



GRT990

GRT990

24 INCH

- Application: Drive Wheel for short distance on/off road use.
- Suitable for low or middle speed ride on/off road condition, with powerful grip and high loading ability.
- Longer Mileage, Strong Structure, Good anti-wear performance.



● Standard Wheel ● Permitted Wheel ✗ Prohibited Wheel

Item No.	Sizes Description	Ply Rating	Tread Depth (mm)	Standard Rim	Section Width (mm)	OA. Diameter (mm)	Max. Pressure (kpa/PSI)				dB
T99001	12.00R24 160/157K	20	19.0	8.5	315	1226	900	-	-	-	-



GRT901

22.5 INCH

- Application: All position, suitable for all kinds of road conditions.
- Super wear ability and heat radiating performance, outstanding breaking and driving performance with heavy loading ability.
- Suitable for short-medium-long distances on paved or unpaved roads.



● Standard Wheel ● Permitted Wheel ⊗ Prohibited Wheel

Item No.	Sizes Description	Ply Rating	Tread Depth (mm)	Standard Rim	Section Width (mm)	OA. Diameter (mm)	Max. Pressure (kpa/PSI)				dB
R90101	11R22.5 146/143M	16	15.5	8.50	279	1050	830	-	-	-	-
R90102	295/80R22.5 152/148M	18	15.5	9.00	298	1044	900	-	-	-	-
R90103	12R22.5 152/148M	18	16.5	9.00	300	1084	850	-	-	-	-
R90104	315/80R22.5 156/150L	20	15.5	9.00	312	1076	850	-	-	-	-
R90105	13R22.5 156/150K	18	17.0	9.75	320	1124	875	-	-	-	-



GRT957




GRT957

22.5 INCH

- Application: Drive wheel, suitable for rough and common roads.
- Unique tread belt structure, tire tread compound with high wear-resistance and low heat generation.
- Special compounds for cut resistance, excellent traction, high anti-impact force.



● Standard Wheel ● Permitted Wheel ⊗ Prohibited Wheel

Item No.	Sizes Description	Ply Rating	Tread Depth (mm)	Standard Rim	Section Width (mm)	OA. Diameter (mm)	Max. Pressure (kpa/PSI)				dB
T95701	11R22.5 146/143M	16	20.5	8.25	279	1050	830	-	-	-	-
T95702	295/80R22.5 152/148M	18	21.5	9.00	298	1044	850	-	-	-	-
T95704	12R22.5 152/148M	18	21.0	9.00	300	1084	850	-	-	-	-
T95703	315/80R22.5 156/150M	20	21.5	9.00	312	1076	850	-	-	-	-
T95705	13R22.5 156/150K	18	21.5	9.75	320	1124	875	-	-	-	-

GRT979



GRT979

22.5-24.5 INCH

- Application: Drive Wheel for medium mileage loading series.
- Close Shoulder designs, the block pattern offer excellent drive force and good braking performance on paved road condition.
- Excellent load capability, Longer mileage, Super Durability.



● Standard Wheel ● Permitted Wheel ⊗ Prohibited Wheel

Item No.	Sizes Description	Ply Rating	Tread Depth (mm)	Standard Rim	Section Width (mm)	OA. Diameter (mm)	Max. Pressure (kpa/PSI)				dB
T97901	11R22.5 146/143M	16	20.5	8.25	279	1050	830	-	-	-	-
T97902	11R24.5 149/146M	16	19.5	8.25	279	1104	830	-	-	-	-
T97903	295/75R22.5 146/143M	16	18.5	9.00	298	1014	830	-	-	-	-
T97904	285/75R24.5 147/144M	16	18.5	8.25	283	1050	830	-	-	-	-



GRT901

GRT901

16-24 INCH

- Application: All position, suitable for all kinds of road conditions.
- Super wear ability and heat radiating performance, outstanding breaking and driving performance with heavy loading ability.
- Suitable for short-medium-long distances on paved or unpaved roads.



● Standard Wheel ● Permitted Wheel ● Prohibited Wheel

Item No.	Sizes Description	Ply Rating	Tread Depth (mm)	Standard Rim	Section Width (mm)	OA. Diameter (mm)	Max. Pressure (kpa/PSI)				dB
T90101	7.00R16 118/114L	14	12.5	5.50	198	778	770	-	-	-	-
T90102	7.50R16 122/118L	14	12.5	6.50	215	805	770	-	-	-	-
T90103	8.25R16 128/124L	16	14.0	6.50	235	855	770	-	-	-	-
T90104	9.00R20 144/142K	16	15.0	7.00	259	1019	900	-	-	-	-
T90105	10.00R20 149/146L	18	16.0	7.50	278	1054	930	-	-	-	-
T90106	11.00R20 152/149L	18	16.5	8.00	293	1085	930	-	-	-	-
T90107	12.00R20 156/153K	20	17.0	8.50	315	1125	900	-	-	-	-
T90108	12.00R24 160/157K	20	15.5	8.50	315	1226	900	-	-	-	-



GRT928

16-20 INCH

- Application: Drive wheel, suitable for common roads paved with mixed materials.
- With super driving and braking performance, good resistance to wear and tear.
- High loading capability.



● Standard Wheel ● Permitted Wheel ⊗ Prohibited Wheel

Item No.	Sizes Description	Ply Rating	Tread Depth (mm)	Standard Rim	Section Width (mm)	OA. Diameter (mm)	Max. Pressure (kpa/PSI)				dB
T92801	7.00R16 118/114L	14	14.5	6.00	198	778	770	-	-	-	-
T92802	7.50R16 122/118L	14	14.5	6.00	215	805	770	-	-	-	-
T92803	8.25R16 128/124L	16	15.5	6.50	235	855	770	-	-	-	-
T92804	9.00R20 144/142K	16	18.5	7.00	259	1019	900	-	-	-	-
T92805	10.00R20 149/146L	18	19.0	7.50	278	1054	930	-	-	-	-
T92806	11.00R20 152/149L	18	20.0	8.00	293	1085	930	-	-	-	-
T92807	12.00R20 156/153K	20	21.0	8.50	315	1125	900	-	-	-	-



GRT903

GRT903

20 INCH

- Application: All position, suitable for all kinds of road conditions.
- Super wear ability and heat radiating performance, outstanding breaking and driving performance with heavy loading ability.
- Suitable for short-medium-long distances on paved or unpaved roads.



● Standard Wheel
 ● Permitted Wheel
 ✗ Prohibited Wheel

Item No.	Sizes Description	Ply Rating	Tread Depth (mm)	Standard Rim	Section Width (mm)	OA. Diameter (mm)	Max. Pressure (kpa/PSI)				dB
T90301	10.00R20 149/146L	18	16.0	7.50	278	1054	930	-	-	-	-
T90302	11.00R20 152/149L	18	16.5	8.00	293	1085	930	-	-	-	-
T90303	12.00R20 156/153K	20	17.0	8.50	315	1125	900	-	-	-	-







GRT966

20 INCH

- Application: Drive wheel, suitable for highway and common roads.
- Unique tread belt structure, high wear- resistance and low heat generation, powerful gripping ability, good resistance to wear and tear.
- High loading capability, High speed performance and long mileage.



● Standard Wheel ● Permitted Wheel ⊗ Prohibited Wheel

Item No.	Sizes Description	Ply Rating	Tread Depth (mm)	Standard Rim	Section Width (mm)	OA. Diameter (mm)	Max. Pressure (kpa/PSI)				
T96601	10.00R20 149/146L	18	18.0	7.50	278	1054	930	-	-	-	-
T96602	11.00R20 152/149L	18	18.0	8.00	293	1085	930	-	-	-	-
T96603	12.00R20 156/153K	20	18.5	8.50	315	1125	900	-	-	-	-



GRT859

GRT859

24 INCH

- Application: All Position Wheels for long distance.
- New designed pattern, Suitable for well paved road condition with excellent durability.
- Standard load, Low heat build-up, High speed.



● Standard Wheel ● Permitted Wheel ⊗ Prohibited Wheel

Item No.	Sizes Description	Ply Rating	Tread Depth (mm)	Standard Rim	Section Width (mm)	OA. Diameter (mm)	Max. Pressure (kpa/PSI)				dB
T85901	12.00R24 160/157K	20	15.5	8.50	315	1226	900	-	-	-	-

GRT959



GRT959

24 INCH

- Application: Drive Wheel for short distance on/off road use.
- Suitable for low or middle speed ride on/off road condition, with powerful grip and high loading ability.
- Longer Mileage, Strong Structure, Good anti-wear performance.



Standard Wheel Permitted Wheel Prohibited Wheel

Item No.	Sizes Description	Ply Rating	Tread Depth (mm)	Standard Rim	Section Width (mm)	OA. Diameter (mm)	Max. Pressure (kpa/PSI)				dB
T95901	12.00R24 160/157K	20	16.0	8.5	315	1226	900	-	-	-	-



GRT916

GRT916

22.5 INCH

- Application: Trailer Wheel, Suitable for rough and common roads.
- Excellent traction and high wear-resistance.
- Ultra strong ground adhesiveness on snow field and muddy roads.



Standard Wheel Permitted Wheel Prohibited Wheel

Item No.	Sizes Description	Ply Rating	Tread Depth (mm)	Standard Rim	Section Width (mm)	OA. Diameter (mm)	Max. Pressure (kpa/PSI)				
T91602	385/65R22.5 160K	20	16.0	11.75	389	1072	900	-	-	-	-

GRT932



GRT932

22.5 INCH

- Application: Trailer Wheel, Suitable for highway and common road.
- With Super driving performance and braking performance, high wear-resistance and low heat generation.
- Superior anti-irregular wearing performance, with extra anti-side and wet skid resistance, excellent safety and comfort riding.



● Standard Wheel ● Permitted Wheel ⊗ Prohibited Wheel

Item No.	Sizes Description	Ply Rating	Tread Depth (mm)	Standard Rim	Section Width (mm)	OA. Diameter (mm)	Max. Pressure (kpa/PSI)				dB
T93202	385/65R22.5 160K	20	16.0	11.75	389	1072	900	-	-	-	-



GRT986



GRT986

20 INCH

- Application: Suitable for the roads on the mine and mountain roads.
- Ultra block pattern with deep grooves, extra-wide running surface, good anti-wear and anti-puncture attributes.
- Excellent adhesion performance, high loading capacity.



● Standard Wheel
 ● Permitted Wheel
 ⊗ Prohibited Wheel

Item No.	Sizes Description	Ply Rating	Tread Depth (mm)	Standard Rim	Section Width (mm)	OA. Diameter (mm)	Max. Pressure (kpa/PSI)				dB
T98601	9.00R20 144/142K	16	22.5	7.00	259	1019	900	-	-	-	-
T98602	10.00R20 149/146L	18	24.5	7.50	278	1054	930	-	-	-	-
T98603	11.00R20 152/149L	18	24.5	8.00	293	1085	930	-	-	-	-
T98604	12.00R20 156/153K	20	25.0	8.50	315	1125	900	-	-	-	-

GRT919



GRT919


22.5 INCH

- Lug and block pattern design improve traction, driving and braking performance.
- Special tread compound provides outstanding resistance to puncture and tearing.
- Reinforced carcass and bead design ensure excellent handling and safe performance, meanwhile provide outstanding loading capacity.



● Standard Wheel ● Permitted Wheel ✗ Prohibited Wheel

Item No.	Sizes Description	Ply Rating	Tread Depth (mm)	Standard Rim	Section Width (mm)	OA. Diameter (mm)	Max. Pressure (kpa/PSI)				dB
T91901	11R22.5 146/143L	16	21.0	8.25	279	1050	830	-	-	-	-
T91902	12R22.5 152/149L	18	21.0	9.00	300	1085	850	-	-	-	-



TRACMAX
TIRES